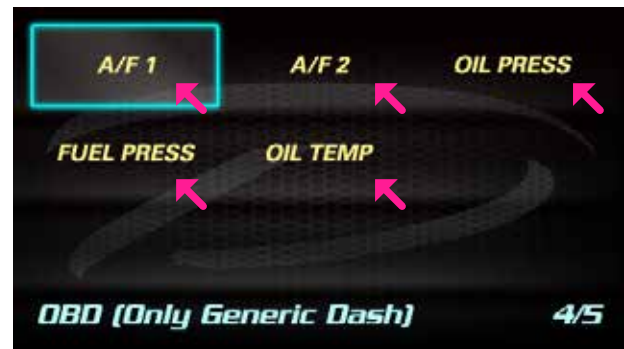


# Defi Sports Display F (DSDF) Update Ver. 4.0 Manual

## 1. Generic Dash CAN data can be transmitted to DSDF by using ISO-CAN ports of a vehicle OBD connector.

DSDF becomes able to display Generic Dash CAN information from LINK ECU. ISO-CAN information cannot be received while connecting Generic Dash CAN.

Display items of Generic Dash CAN can be selected in page 3 (OBD) and page 4 (OBD (Only Generic Dash)). 12 items can be selected from Generic Dash CAN: TACHO, TURBO/IN-MF. PRESS, THROTTLE, IN-AIR TEMP, VOLT, GEAR, WATER TEMP, A/F1, A/F2, OIL PRESS, FUEL PRESS, and OIL TEMP as shown in the following images.

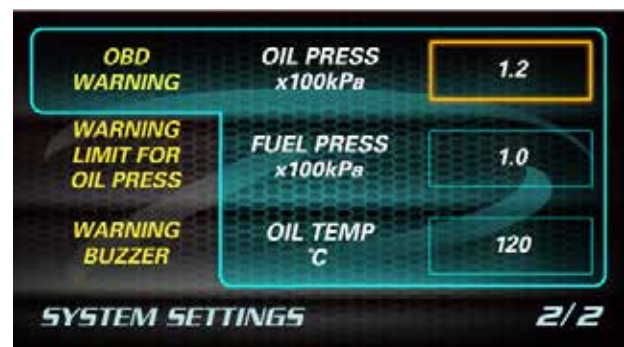
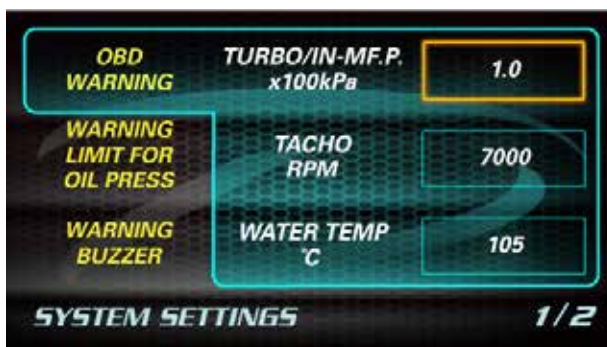


### 【Warning setting】

Warning values can be set in OBD WARNING at SYSTEM SETTINGS. Warning settings for 6 items are available: TURBO/IN-MF. PRESS, TACHO, WATER TEMP, OIL PRESS, FUEL PRESS, and OIL TEMP. The warning function for OIL PRESS and FUEL PRESS can be turned off by lowering the set value to the lower limit.


### 【Warm-up setting】

The warm-up function for WATER TEMP and OIL TEMP can be turned off by lowering the set value to the lower limit.



**【How to connect】**

Generic Dash CAN information such as OIL PRESS and A/F (some items are not supported) can be displayed by connecting CAN output signal of LINK ECU equipped with CAN output function to 6-pin and 14-pin of the OBDII wire included in DSDF.

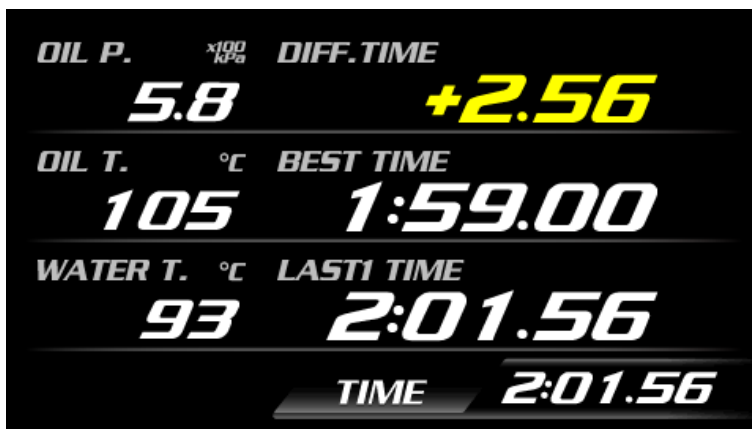


**CAUTION**

- To display Generic Dash CAN items on DSDF, LINK ECU needs to be connected and the signals need to be sent to DSDF.
- To display Generic Dash CAN items on DSDF, each sensor needs to be connected to LINK ECU.
- Not all the data of Generic Dash CAN are displayed on DSDF.
- Since Generic Dash CAN data are transmitted via ISO-CAN ports of the OBD connector of DSDF, ISO-CAN data cannot be transmitted to DSDF.
- If you have questions about settings of LINK ECU and Generic Dash CAN output, contact LINK ECU support.

**2. The font color of positive (+) numerical values of differential time (DIFF. TIME) has been changed to yellow from red.**

Differential time is a function to display the split time difference at each 500m line and the goal line during time measurement in a closed course. The font color when differential time is later than the fastest time has been changed to yellow from red to improve the visibility.



**3. Holding time of lap time display at lap lines has been changed from 5 seconds to 10 seconds to improve the readability.**

**4. Side Indicator color while there are no warnings and warm-up items has been changed from white to OFF to improve the visibility of warning and warm-up indicators.**