

Manual for Boost Gauge 45PSI



Racer Gauge Φ52 USDM Series DF14601~DF14603



Thank you very much for purchasing our product. This product is an additional product for providing information to automobile users about engine conditions and other important factors.

Defi will not be held responsible for accidents or damages related to installation of this product.

When installing and operating this product, be sure to read the cautionary items in the operation manual for the vehicle in which this product will be installed in addition to the manual of this product.

http://www.defi-shop.com/

Safety Warning [Please read carefully.]

In this manual, the degree of hazard arising from actions such as improper operation is separated into the 3 levels "Danger," "Warning," and "Caution."

Table with 2 columns: Symbol (Warning, Caution, Confirmation) and Description of hazard level.

Properties for safety warning

Table with 2 columns: Symbol (Warning, Prohibited, Must) and Description of safety property.

Before handling (for installation personnel)

- Ensure that the vehicle will remain stationary and turn off the engine before installing this product. Failure to do so could result in a fire, and could make the vehicle move during installation.

- Carefully consider the installation location and driver's operation of the product before installation. Do not install the product where it interrupts driving and the safety devices of vehicle such as the airbag system.

Caution

- This product is designed for use on 12V vehicles. Do not install this product on vehicles with 24V systems.

Confirmation

- Be sure to follow all instructions in this manual to ensure safe installation and operation of the product.

About Installation and Operation(for customer and installation personnel)

Warning

- Please have this product installed by the retail store or dealer where it was purchased. Installation by the customer will void the warranty.

Caution

- On no event will Nippon Seiki Co., Ltd. be liable to you for any damages arising out of the use or inability to use the product, even if Nippon Seiki Co., Ltd. has been advised of the possibility of such damage.

Confirmation

- This product cannot be linked to either the ADVANCE SYSTEM or the old Defi-Link System.

Lineup (for customer)

Table with columns: Illumination color (Blue, Red, White), Pointer color, Size(mm), and Display Range.

USDM models

Table with columns: Illumination color (Blue, Red, White), Pointer color, Size(mm), and Display Range.

Illumination color

Table with columns: Pointer color, Size(mm), and Display Range.

Main Features (for customer)

- Stepping motor "STEP MASTER VS-2" provides smooth operation.

Product Specifications (for customer and installation personnel)

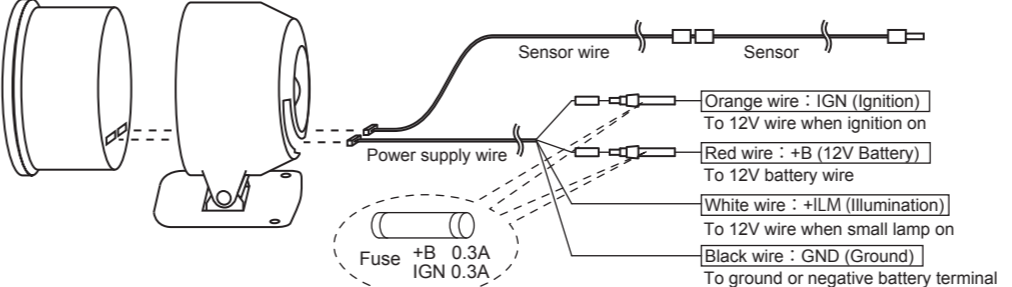
- Power-supply voltage: 10V to 15V DC (12V vehicles only)

- Temperature range (humidity is assumed to be 80% or lower) Unit: °C(°F)

Installation (for customer and installation personnel)

How to wire the power supply wire

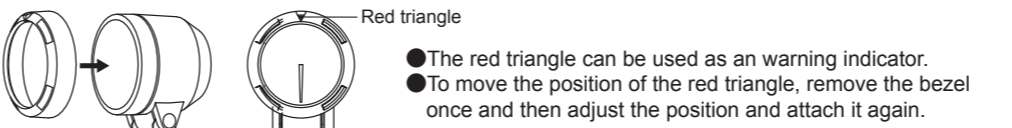
- 1) Disconnect negative (-) battery cable.



Confirmation

- When several gauges are installed into a vehicle, use each power supply wire to connect gauges to the vehicle independently.

How to use Regular Position Bezel



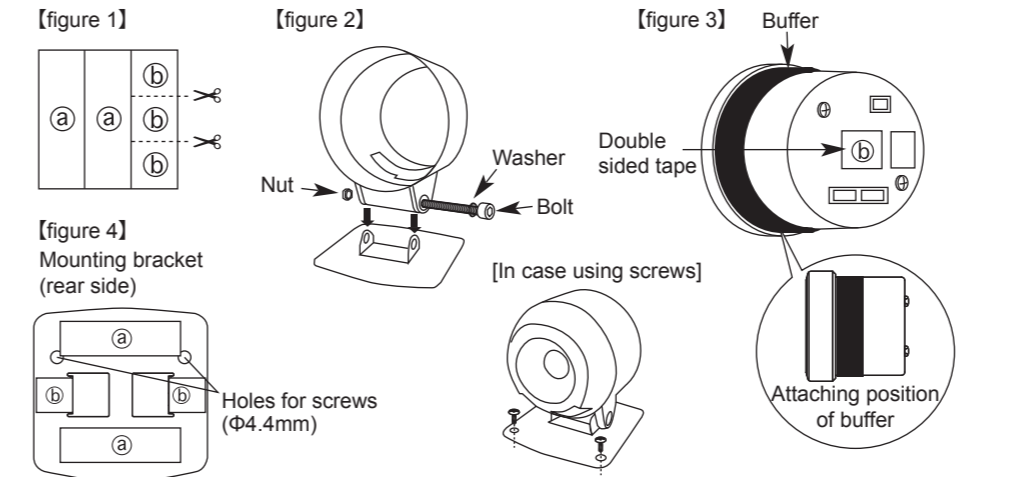
*This product cannot be mounted with Single Meter Visor (DF11101).

How to attach Mounting Bracket Set

- 1) Cut the double sided tape as shown in figure 1.

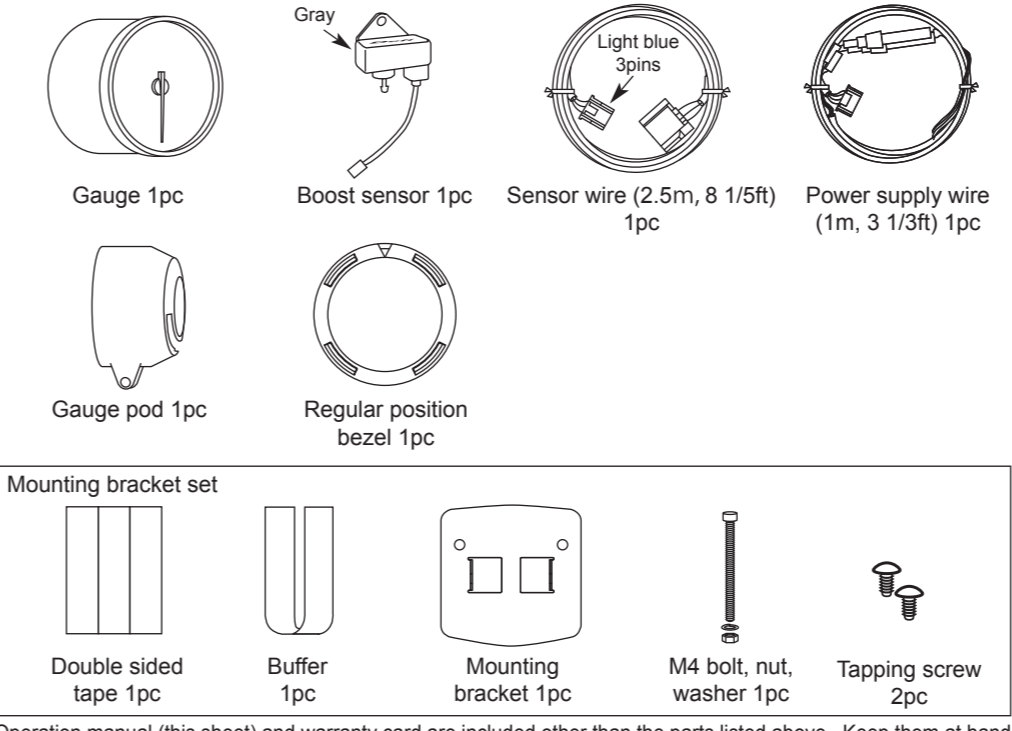
Confirmation

- Use appropriate dashboard cleaning liquids (commercially available) to clean the area where the double sided tape will be attached.



BOOST 45PSI (DF146series)

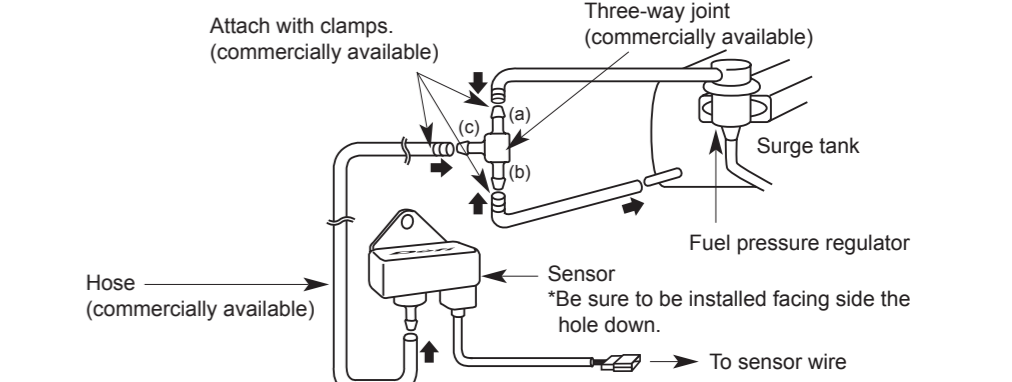
Components



Operation manual (this sheet) and warranty card are included other than the parts listed above. Keep them at hand.

*A rubber hose and a three-way joint are not included in this package. Hoses which have more than withstanding pressure of 400kPa (inner diameter Φ4mm) and a three-way joint which can match both hose and a vacuum hose size are required.

How to attach the boost sensor (i.e. gasoline vehicles)



- 1) The hose attached to the sensor should be as short as possible. Attach the sensor with bolts (M6) in the engine compartment in an area where it will not be subject to excess heat or vibration.

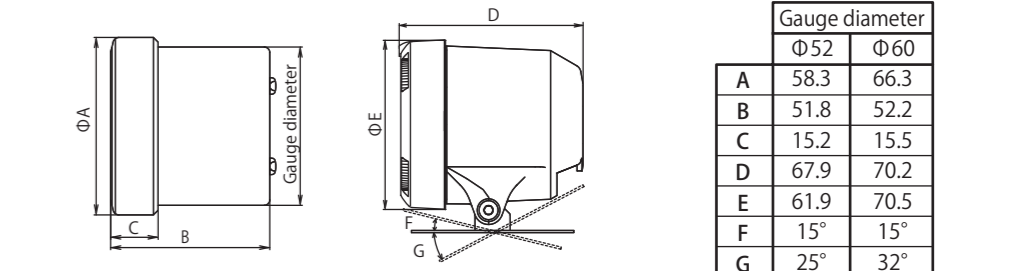
Warning

- Be sure to use commercial hoses which can withstand more than 400kPa.

Confirmation

- The sensor must be installed being the hose connection side faced down.

Dimensions in mm (1mm=0.039inches)



Repair Parts (for customer)

Table with columns: Product Name, Product No.

Optional Parts (for customer)

Table with columns: Product Name, Product No.

Troubleshooting (for customer and installation personnel)

Warning

- If operation of the product seems unusual, inspect the product to confirm that there is no malfunction.

※In addition to a general inspection of the product, use the following table to confirm proper operation of the unit.

Table with columns: Condition, Possible Cause, Corrective Action.

※If the problem is not solved after the remedies mentioned above are tried: ⇒Ask the installation personnel or the shop you purchased the gauge for inspection. ⇒Purchase new parts for replacing wear-out parts.

Maintenance & Check/Warranty & Servicing

■Warranty card • Terms and conditions

This product is delivered with this operation manual and a warranty card. Please read terms and conditions in this manual thoroughly and keep the warranty card in a safe place. Failure to show this warranty will void the warranty.

■Warranty period

Limited one year warranty. The warranty period starts at the date of retail purchase by the original end-user purchase. Please confirm the warranty card is provided with the information of retail store where purchased. Please refer to Limited Warranty for details.

△Except in the case of defects, we shall not be liable for any trouble including violation, accident or improper wiring resulting from using this product.

⊙The warranty does not cover any unauthorized repair performed or caused to be performed by the end user. Such action can destroy or damage this product.

■Inspection

Please ask the shop you purchased the product for inspection if any defect in product is suspected. We don't accept the order of fixing because Defi products require installation and wiring to the vehicle. In case you cannot go to the shop you purchased because of move-out or closure of shop, please ask the nearest Defi Distributor listed in the Defi website.

●For a repair/inspection service, take the warranty card and customer contact information with you.

■Label

The label stucked on the product is for the product traceability. Do not peel it off.

■Repairing

When a repair is necessary, we will return the inspection result report through the store to you. After receiving a repair service request, we start repairing. Ask the store how much it costs and how long it takes to repair.

■Discarding the products

Please dispose products in accordance with disposal laws, state laws and local government. A recycle label on the package indicates that the package is recyclable.

Terms and Conditions (for customer)

LIMITED PRODUCT WARRANTY AND LIMITED PRODUCT LIABILITY

A. Limited Warranty

- a. Our sole obligation to you after the sale of a product is to replace, without charge, the product or any component thereof discovered to be defective within a period of one (1) year from the purchasing date(the "Warranty Period"). You accept sole responsibility for the proper assembly operation and regular maintenance of the product. This limited warranty is void if any product is damaged by accident, misuse, improper installation, or abuse, including tampering or damage in transit. Further, this limited warranty is void if you sell or otherwise transfer a product to a third party, regardless of whether the transfer takes place within the Warranty Period.
- b. Out liability to you resulting from the sale of any product, including liability for any latent defects found within the Warranty Period, shall not exceed the total purchase price paid for the product by you.
- c. YOU UNDERSTAND AND AGREE THAT WE MAKE NO REPRESENTATIONS OR WARRANTIES OF ANY KIND, EXPRESS OR IMPLIED AS TO ANY MATTER WHATSOEVER, INCLUDING THE CONDITION OF THE PRODUCT OR ANY COMPONENT PARTS THEREOF, ITS MERCHANTABILITY OR ITS FITNESS FOR ANY PARTICULAR PURPOSE AND YOU ACCEPT IT, "AS IS," "WHERE IS."
- d. You also understand that we are not granting any express warranties, other than those stated herein. These include only those warranties enumerated in paragraph A. a. There are no other express warranties granted anywhere in these terms and conditions of sale, and you understand and agree to this fact as part of the bargained for exchange of this sale. Nowhere else, except as stated in this paragraph, in this contract is there intended, by either party, for there to be any express warranties granted to you.
- e. EXCEPT AS OTHERWISE PROVIDED HEREIN, WE SHALL NOT BE LIABLE FOR DAMAGES, INCLUDING SPECIAL, INCIDENTAL OR CONSEQUENTIAL DAMAGES WHETHER IN CONTRACT OR IN TORT ARISING OUT OF OR IN CONNECTION WITH THE PERFORMANCE OF ANY PRODUCT OR ANY COMPONENT PART THEREOF OR ITS USE BY YOU, AND WE SHALL NOT BE LIABLE FOR ANY SPECIAL, INCIDENTAL OR CONSEQUENTIAL DAMAGES ARISING OUT OF OR IN CONNECTION WITH YOUR USE OF THE PRODUCT.
- f. The warranty on this product is void if the product is modified, changed, adjusted or damaged. This product is to be used only in the ways for which it is designed and marketed for, any deviations from the intended uses will void the warranty and will excuse any possible liability of ours.
- g. You accept sole responsibility for the proper assembly, operation and regular maintenance of the product. This limited warranty is void if the product is damaged, changed, altered, or modified by accident, misuse, improper installation, or abuse, including tampering or damage in transit or while in use. YOU HAVE MADE AN INDEPENDENT INVESTIGATION OF THE PURCHASED COMPONENTS AND HAVE RELIED SOLELY ON YOUR OWN INVESTIGATION, BARGAINING AND JUDGMENT IN REFERENCE THERETO. YOU ACKNOWLEDGE THAT YOU ARE NOT RELYING ON OUR SKILL OR JUDGMENT TO SELECT OR FURNISH GOODS SUITABLE FOR ANY PARTICULAR PURPOSE IN PURCHASING OUR PRODUCTS, YOU HAVE NOT RELIED OR ACTED UPON ANY REPRESENTATIONS OR WARRANTIES ON OUR PART NOT SPECIFICALLY SET FORTH HEREIN.
- h. This limited warranty gives you specific legal rights. You may also have other rights which vary from state to state. Some states do not enforce contractual limitations on how long an implied warranty lasts, when an action may be brought, or the exclusion or limitation of incidental or consequential damages, so the above limitations or exclusions may not apply to you.

B. Modification Strictly Prohibited

You understand and agree that any modification whatsoever, of the product, is strictly prohibited. You also agree not to modify the product in any manner regardless of whether such modification is material or immaterial. You also acknowledge that any modification of the product will void your limited warranty and bar you from any recovery or any remedy in a court of law or equity. Modification is strictly forbidden unless expressly authorized by our prior written approval. You agree not to make any modifications to the product and agree not to use any parts, components, or accessories in connection with the installation and use of the product that are not authorized and approved by us.

C. Indemnity and Release

- a. You understand and agree that many factors beyond our control affect the operational safety of the product, including but not to limited to the installation of the product according to the instructions provided with the product.
- b. You also understand and agree that the installation of the product may involve the use of tools, equipment and construction methods which may present safety hazards which are beyond our control. You also understand and agree that the use of some of our products may create hazards and lower your ability to control your vehicle.
- c. You agree, as part of the bargained for exchange, to protect, indemnify, save harmless and release us, our authorized agents, employees, officers, directors and shareholders from and against all liabilities, obligations, claims, damages, penalties, causes of action, costs and expenses, imposed upon or incurred by or asserted against us or any assignees of ours, by you or any third party by reason of the occurrence or existence (or alleged occurrence or existence) of any use, installation, assembly, possession or operation of the product, any loss, damage or destruction of the product as of and after delivery(a "casualty occurrence"), and any other act or event relating to or caused by the product, including but not limited to, consequential or of the terms and conditions hereof, or any and all liability for property loss or damage, or any and all damage resulting from death or personal injuries, including loss of services which any person may sustain on account of, arising out of, or in connection with any use, maintenance, possession or operation of the product. In the event that any action, suit or proceeding is brought against us or any of our authorized agents, employees, officers, directors or shareholders by reason of any such occurrence, you will, upon our request and at your expense, resist and defend such action, suit or proceeding or cause the same to be resisted and defended by counsel designated and approved by us.

Racer Gauge ©52 BOOST 45PSI Operation Manual

■ Issue First edition: Desember, 2014

■ Manufacturer Nippon Seiki Co., Ltd.

■ Contact Information Nippon Seiki Co., Ltd. Defi Business Division

[Address] 190-1 Fujihashi 1-chome, Nagaoka-shi, Niigata 940-2141 JAPAN

[URL] <http://www.defi-shop.com/>

Patent pending PAT. 3624865 PAT. 3365604

AS NIPPON SEIKI CO.,LTD.