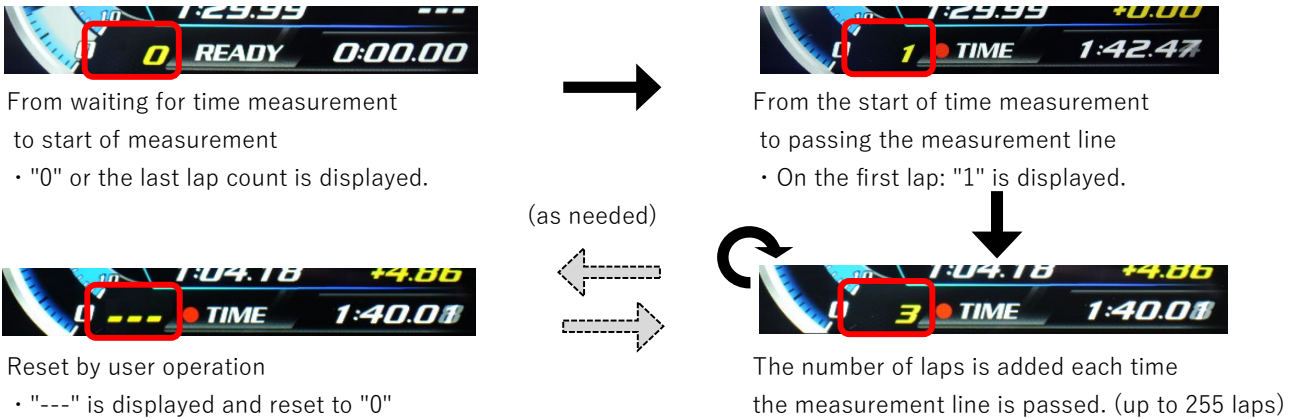


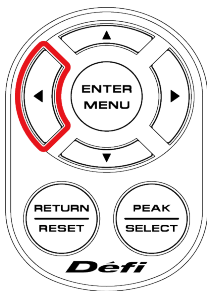
**1. Lap count display during time measurement (for closed course)**

The lap count is displayed when measuring times on closed courses. (except in G/locus mode)  
 In addition, the lap count can be reset by the switch unit or touch panel operation when the lap count is displayed.

■ Example of lap count display (automatically displayed on the left side of the multi-information display)



■ How to reset lap count (valid only when lap count is displayed)




① Press the left button on the switch unit.

② Tap the portion where the number of laps is displayed.  
 (Models with touch panel: DF15901 and DF15902 only)

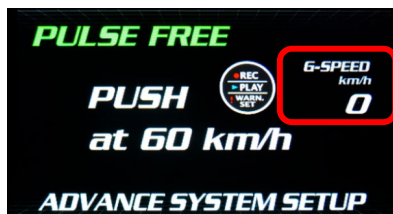
- ※ The lap count is also reset when the power is turned off.
- ※ Reset operation cannot be performed while the display items are being changed.

**2. <For ADVANCE CONTROL UNIT> Reference display of GPS vehicle speed for speed pulse free setting (DF07701, 03 and DF17701)**

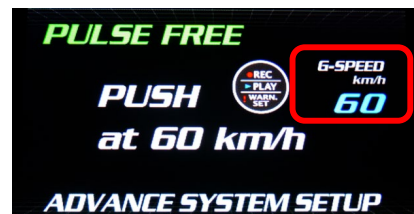
GPS vehicle speed is displayed on the DSD for reference when setting the ADVANCE UNIT's vehicle speed pulse free setting.



When GPS signal is not found, "---" will be displayed.



When GPS signal is found, current GPS vehicle speed is displayed.



When GPS signal is found and the vehicle speed is between 58-61km/h (38~41MPH), the speed display turns blue.

**3. Removal of date displayed on best lap time**

The date displayed in the menu "best lap time" in time measure setting was removed because it was the date the course data was created.

